




Series 130 Evacuation & Refrigerant Charging Tool With Manual Coupler

FEATURES

- Minimum refrigerant loss
- Manual connection force
- Manual operation, upon connection to fitting
- High vacuum and refrigerant and oil flow rates
- Air operated poppet valves
- Lightweight
- Separate Refrigerant and oil vacuum connections



Reduce labor content and minimize emission of refrigerant to the atmosphere!

The Series 130 Charging Tool is the interface adapter for a refrigerant/oil charging system. It is designed for direct connection to quick-connect HFC-134a A/C high-side process fittings for evacuation and refrigerant/oil charging, with de minimis refrigerant loss to atmosphere.

Tool valve operation is controlled automatically after the operator manually clamps BalLoc coupler on the process fitting and starts cycle. Charging machine cycle includes evaluation, vacuum check, and refrigerant charging. After cycle completion, the operator will remove BalLoc coupler by pulling on sleeve to release BalLoc clamping.

The manual clamping mechanism used is the time proven BalLoc method. The eight hardened steel balls

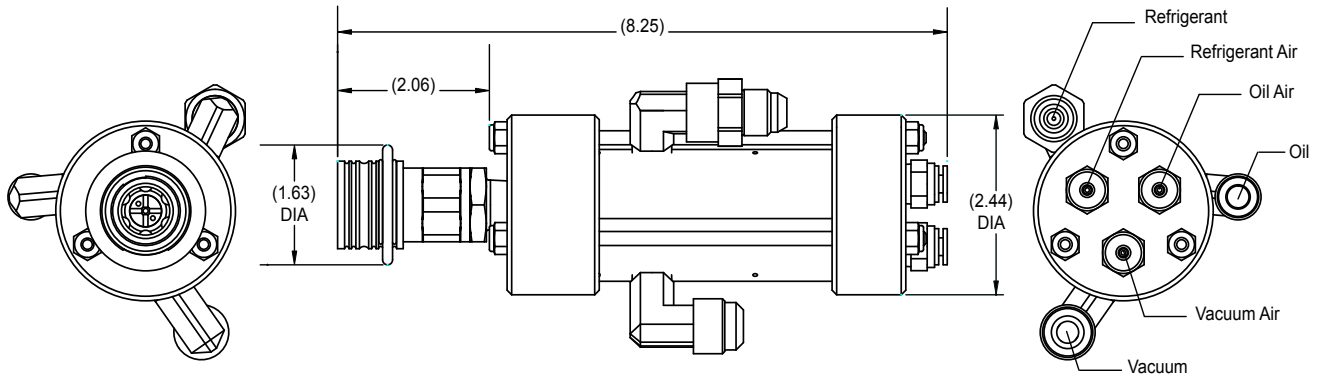
which are constrained in the charge gate body are secured onto the ball groove taper on the process fitting by the locking sleeve. Securing the balls on the taper assures positive force on the nose seal.

The Series 130 Charging Tool is designed to operate with Mass Flowmeter Refrigerant Charging System. Tools with automatic clamping are available. Please contact PCU for further information.

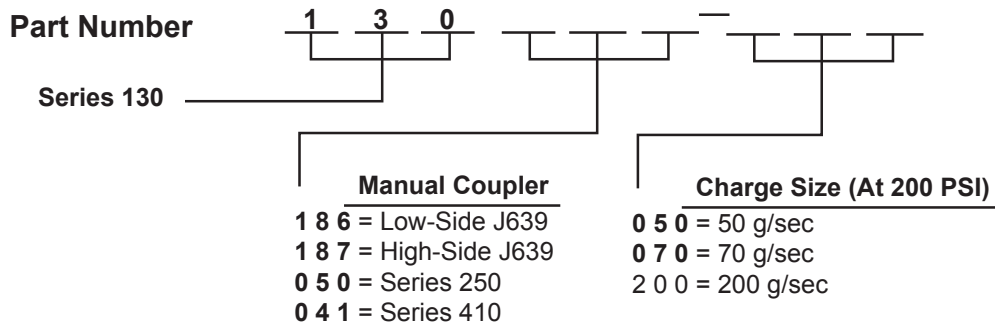
The tool contains three separate fluid circuits, controlled by air pilot pressure, which may be used for vacuum, refrigerant, salvage, oil, or any other fluid up to 520 psig.

Save money with the PCU Series 130 Charging Tool. Contact our Order Department at (1-937-299-5594) with your application and equipment specifications.

Series 130 Evacuation & Refrigerant Charging Tool with Manual Coupler



* For other configurations and multiple poppet valves, please contact PCU Engineering for dimensions and availability.



STANDARD STOCK PART NUMBER: 130187-050 (50 g/sec) (At 200 PSI)

Refer to PB049 for Series 130 Power Coupler.

TECHNICAL SPECIFICATIONS:

Weight 2.4 lbs (1.09 kg)
 Vacuum range 0–760 TORR (0–760 mmHg)
 Refrigerant HFC-134a
 Opens with pressure air @ 70 psig
 Oil Polyolester or PAG
 Opens with pressure air @ 70 psig
 Standard Charge Rate 50 g/s
 Max Refrigerant Pressure . . . 300 psig @ 60 psi air
 Vacuum port fitting 1/2" JIC flare
 Refrigerant 3/8" JIC flare
 Oil Port Fitting 3/8" SAE flare
 Air pilots (Vacuum, Refrigerant, Oil)

Air supply pressure 70 PSIG (4.9 kg/cm²)
 Air port fittings 1/4" dia. one touch connectors
 Tool Valve Block Flow Capacity (Refrig., Vacuum, Oil)
 0.9cv (Typical)
 Process fitting compatibility SAE J639
 Process fitting nose seal O-Ring
 Process fitting clamp system PCU BalLoc
 Oil compatibility Polyolester or PAG

Manual Coupler P/N

186 = 86VT311
 187 = 87VT331FL
 050 = 62VT337FL
 041 = 67VT337



Production Control Units, Inc.

2280 West Dorothy Lane, Dayton, Ohio 45439-1892 Phone (937) 299-5594 FAX: (937) 299-4843
 ©Production Control Units, Inc. U.S.A. Web: www.pcuinc.com